








REPORT OF THE ACTIVITIES CONDUCTED IN THE MONTH OF AUGUST 2024

SUBJECT	CLASS 1	CLASS 2
ENGLISH	 <p style="text-align: center;">Activity-Noun Detection Noun Scavenger Hunt: Students were asked to find a variety of objects in the given presentation. Once they found an object, they would identify whether it is a person, place, thing, or idea and had written it on a sheet of paper.</p>	<p>The students had looked at the pictures related to Independence Day and had depicted their feelings regarding the images.</p>   <p>Students were able to express their personal emotions and perspectives through verbal or written communication. They had also attempted to enhance their understanding of national identity, freedom, and historical significance. This activity attempted to develop communication and identification skills while promoting nationalistic feeling of pride.</p>
HINDI	<p style="text-align: center;">पालतू और जंगली जानवरों के चित्र चिपकाओ</p> <p>पालतू और जंगली जानवरों के चित्र चिपकाना एक शैक्षिक गतिविधि है जिसका उद्देश्य बच्चों को विभिन्न प्रकार के जानवरों के बारे में जागरूक करना और उनकी पहचान को स्पष्ट करना है। इससे बच्चों को जानवरों के विभिन्न प्रकार, उनके निवास स्थान और उनके जीवनशैली के बारे में समझने में मदद मिलती है।</p>	<p>वर्कशीट किताबों का पूरक है जो छात्रों के बीच सक्रिय सीखने को सक्षम बनाती है। हम पुस्तकों की जगह कार्यपत्रकों का प्रयोग कर सकते हैं, क्योंकि कार्यपत्रक विद्यार्थियों और शिक्षकों को एक विशेष <u>शिक्षण उद्देश्य</u> (पुस्तकों के माध्यम से प्राप्त) को प्राप्त करने में</p>



मदद कर सकते हैं। तो अगर छात्र विषय से संबंधित कोई गतिविधि या वर्कशीट करेंगे तो इससे छात्रों का ज्ञान बढ़ेगा



<p>MATHS</p>	 <p>Students were taken to a market survey organized in the school premises to enhance their mathematical cognitive skills for real life setting through simulation and learning by doing.</p>	<p>Activity: Fraction paper Folding: All the children were given black paper and various types of fraction numbers were shown to which the children answered by folding the paper.</p> 
<p>UOI</p>	 <p>Students learnt how to classify objects as living and non-living things through nature walk.</p> <p>This activity attempted to develop the children about their environment and to interact with it by using their senses of viewing, touching, identifying and listening.</p>	<p>Cultural Show and Tell: Some artifacts related to Indian culture were shown to the children such as clothing, religious symbols or artifacts. They shared its significance to the class.</p> 
<p>VISUAL ARTS</p>	<p>Activity- Janmashtami craft</p>	<p>Activity- Janmashtami craft</p> 